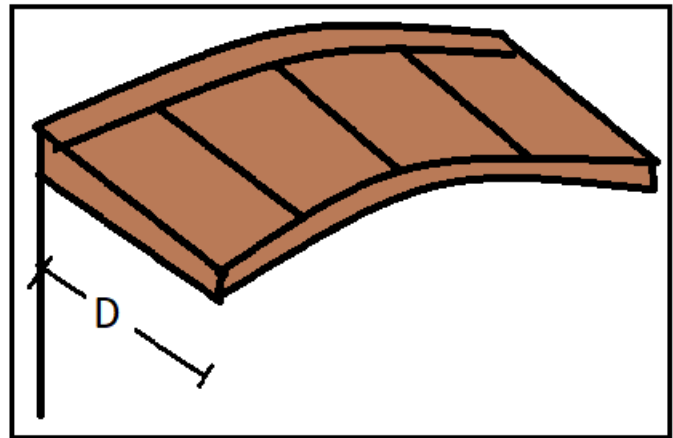
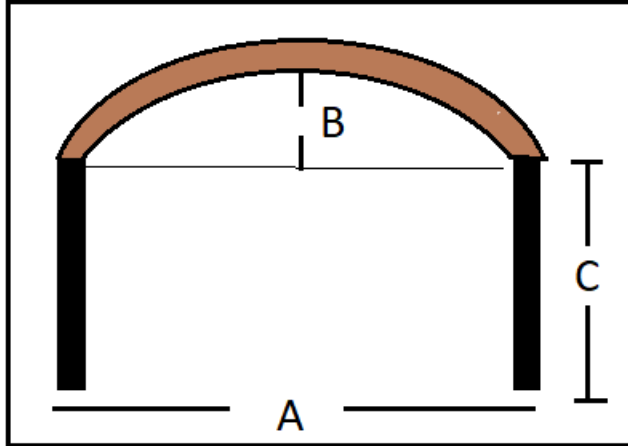


Eyebrow Awning Dimension Worksheet

Provide us with a few measurements and we will create a set of awning measurements and an estimate based on your choices.



We will need a paper or cardboard templet to match exact radius.

Design Your Awning

Width (A) _____

Scrolls Drop (example 24") (C) _____

Drop (B) _____

Projection (D) _____

Metal type: Circle one Natural copper Aluminum colors

Scroll design: Circle one Single Double Lazy Smith Other No Scrolls

Additional comments:

Your information

Name: _____ Phone: _____

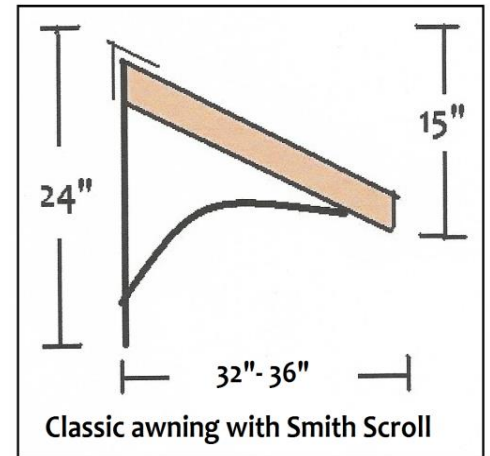
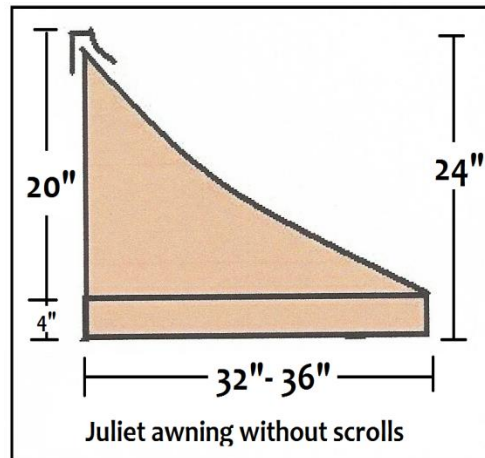
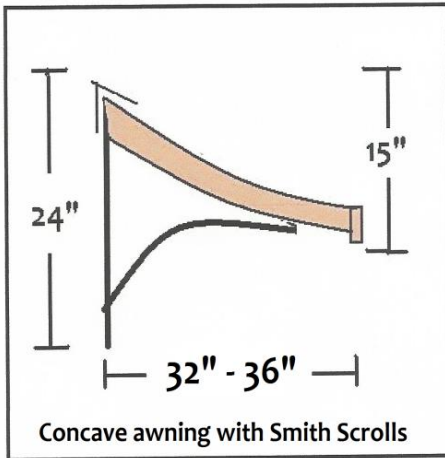
Email address: _____

City, State, ZIP code _____

Most popular awning sizes and styles.



Popular measurements for doors and windows

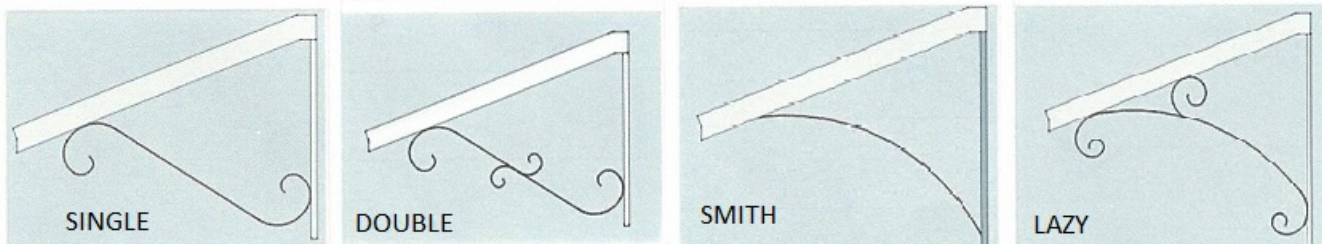


Popular Colors



Colors may vary from actual material

Popular Scrolls



Need advice? Please call us at 1-800-283-8053

info@designyourawning.com

Fax: 1-800-283-8053

Call: 1-800-283-8053