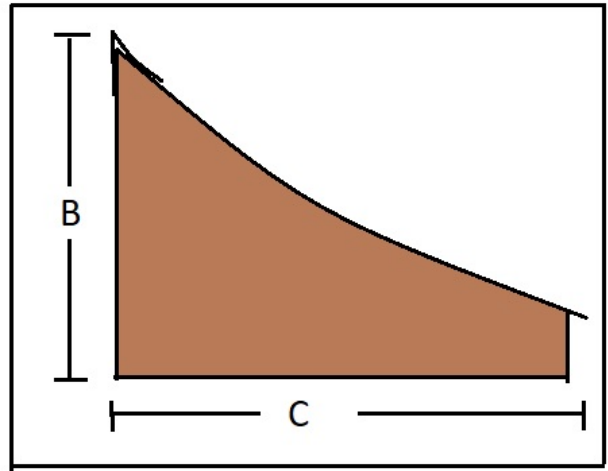
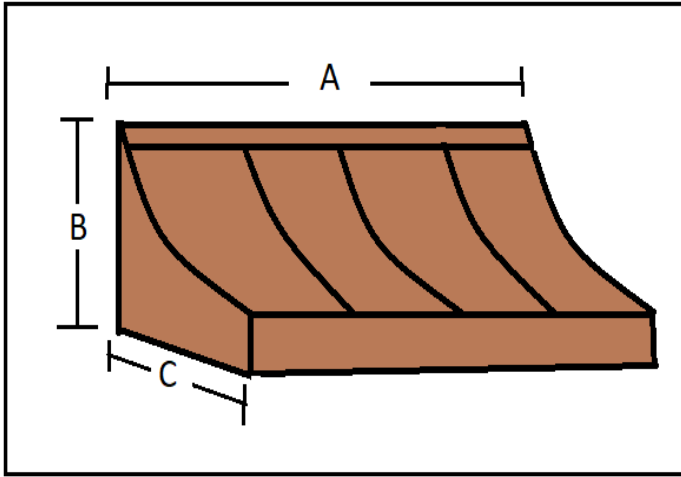




## Romeo Awning Dimension Worksheet

Provide us with a few measurements and we will create a set of awning measurements and an estimate based on your choices.



Design Your Awning

Top Width (A) \_\_\_\_\_ Drop (B) \_\_\_\_\_ Projection (C) \_\_\_\_\_

**Metal type:** Circle one    Natural copper    Aluminum colors

**Scroll design:** Circle one    Single    Double    Lazy    Smith    Other    No Scrolls

Additional comments:

### Your information

Name: \_\_\_\_\_ Phone: \_\_\_\_\_

Email address: \_\_\_\_\_

City, State, ZIP code \_\_\_\_\_

info@DesignYourAwning.com

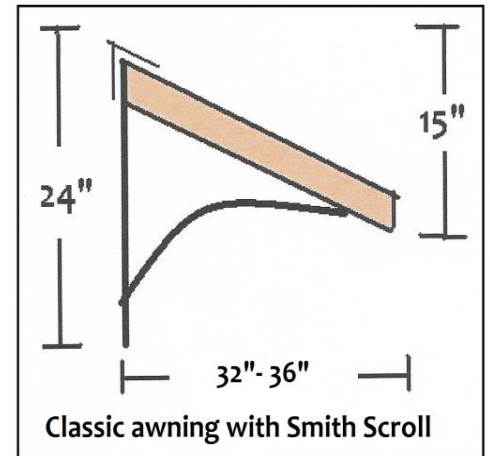
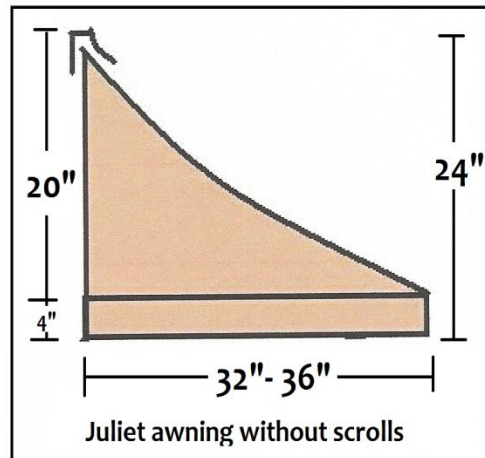
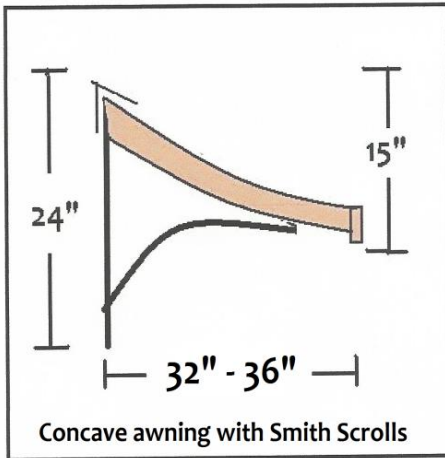
Fax: 1-800-283-8053

Call: 1-800-283-8053

# Most popular awning sizes and styles.



## Popular measurements for doors and windows

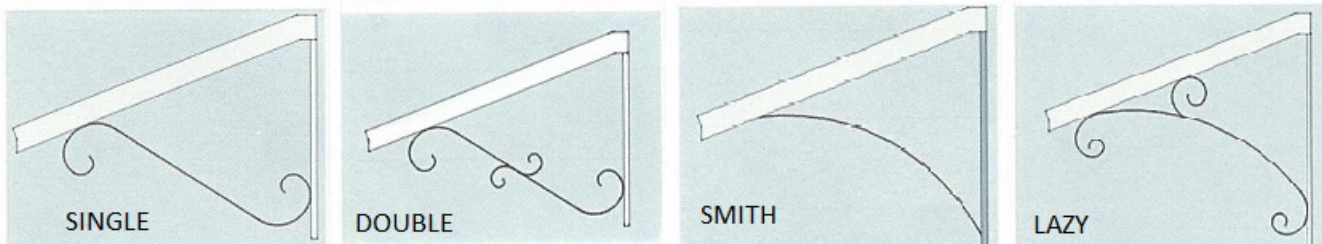


## Popular Colors



\*Colors may vary from actual material\*

## Popular Scrolls



**Need advice? Please call us at 1-800-283-8053**

info@designyourawning.com

Fax: 1-800-283-8053

Call: 1-800-283-8053